

EXERCISE 1

SAY SENTENCES

- a. Listen: Start.
 • Say **start**. (Tap.) *Start*.
 Repeat step a until firm.

TO CORRECT PRONUNCIATION

- Say **tart**. (Tap.) *Tart*.
 - Say **ssstart**. (Tap.) *Ssstart*.
 - Say **start**. (Tap.) *Start*.
- Repeat until firm.

- b. Say **with**. (Tap.) *With*.
 • Say **and**. (Tap.) *And*.
 • Say **count**. (Tap.) *Count*.
 Repeat step b until firm.

- c. My turn: Start with **2** and count.
 • Say it with me. (Tap 5.) *Start with 2 and count*.
 • Say: Start with **2** and count. (Tap 5.) *Start with 2 and count*.
 Repeat step c until firm.

- d. Say: Start with **2** and count to **5**. (Tap 7.) *Start with 2 and count to 5*.
 Repeat step d until firm.

- e. Say: These are girls. (Tap 3.) *These are girls*.
 • Say: These are not girls. (Tap 4.) *These are not girls*.
 • Say: These are not boys. (Tap 4.) *These are not boys*.
 • Say: This is not a car. (Tap 5.) *This is not a car*.
 • Say: This is not a pencil. (Tap 5.) *This is not a pencil*.
 • Say: These are not pencils. (Tap 4.) *These are not pencils*.
 • Say: These are not cars. (Tap 4.) *These are not cars*.
 • Say: This is not a car. (Tap 5.) *This is not a car*.
 Repeat step e until firm.

EXERCISE 2

COMMANDS

2



- a. (Point to hands.) **What are these?** (Tap.) *Hands*.
 Say the whole thing. (Tap 3.) *These are hands*.

- **Are these vehicles?** (Tap.) *No*.
 Say the whole thing. (Tap 4.) *These are not vehicles*.
- **What are these?** (Tap.) *Hands*.
- b. (Point to a hand.) **What is this?** (Tap 2.) *A hand*.
 Say the whole thing. (Tap 4.) *This is a hand*.

Repeat steps a and b until firm.

- c. **Count the hands.** (Touch each hand as students count:) *1, 2, 3*.
 • **How many hands?** (Tap.) *3*.
 • **Are these four hands?** (Tap.) *No*.
 • **Are these three hands?** (Tap.) *Yes*.
 • **Are these two hands?** (Tap.) *No*.

Repeat step c until firm.

- d. Your turn: **Raise one hand.** ✓
 • **Hand down.** ✓
 • **Raise two hands.** ✓
 • **Hands down.** ✓

Repeat step d until firm.

- e. **Tell me to raise one hand.** (Tap 3.) *Raise one hand*. (Raise.)
 • **Tell me: Hand down.** (Tap 2.) *Hand down*. (Lower.)
 • **Tell me to raise two hands.** (Tap 3.) *Raise two hands*. (Raise.)
 • **Tell me: Hands down.** (Tap 2.) *Hands down*. (Lower.)

Repeat step e until firm.

INDIVIDUAL TURNS

(Call on individual students to do one of the following tasks:)

- (Point to hands.) **What are these?** *Hands*.
 Say the whole thing. *These are hands*.
 (Point to a hand.) **What is this?** *A hand*.
 Say the whole thing. *This is a hand*.
- **Raise two hands.** ✓
 Tell me to raise one hand. *Raise one hand*. (Raise.)
- **Tell me to raise two hands.** *Raise two hands*. (Raise.)
 Raise one hand. ✓

Lesson 10

EXERCISE 3

ACTION REVIEW

3



- a. (Point to woman swimming.) **What is this?**
(Tap 2.) *A woman.*
- **What is the woman doing?** (Tap.) *Swimming.*
Say the whole thing about the woman.
(Tap 4.) *The woman is swimming.*
- Repeat step a until firm.
- b. (Point to woman walking.) **What is this?**
(Tap 2.) *A woman.*
- **What is the woman doing?** (Tap.) *Walking.*
Say the whole thing about the woman.
(Tap 4.) *The woman is walking.*
- Repeat step b until firm.
- c. (Point to woman running.) **What is this?**
(Tap 2.) *A woman.*
- **What is the woman doing?** (Tap.) *Running.*
Say the whole thing about the woman.
(Tap 4.) *The woman is running.*
- Repeat step c until firm.

INDIVIDUAL TURNS

(Call on several students to do one of the steps a through c.)

EXERCISE 4

I WAS ■■ING

- a. **My turn: I am standing up.**
(Sit down.) *I was standing up.*
- b. **Do it with me.** (Stand up.)
(Prompt students to stand up.)
Say the whole thing. (Tap 4.) *I am standing up.*
- (Sit down.)
(Prompt students to sit down.)
Say the whole thing. (Tap 4.) *I was standing up.*
- Repeat step b until firm.

- c. **Your turn: Nod.** (Nod with students.)
- *I am nodding.* (Keep nodding.)
 - *Say it with me.* (Tap 3.) *I am nodding.*
- d. **Stop.** (Stop nodding.)
(Prompt students to stop nodding.)
- *I was nodding.*
Say it with me. (Tap 3.) *I was nodding.*
- Repeat steps c and d until firm.

- e. **Your turn: Wave.** ✓
- Say the whole thing about **I am.** (Tap 3.)
I am waving.
- **Stop.** ✓
Say the whole thing about **I was.** (Tap 3.)
I was waving.
- Repeat step e until firm.

- f. **Smile.** ✓
- Say the whole thing about **I am.** (Tap 3.)
I am smiling.
- **Stop.** ✓
Say the whole thing about **I was.** (Tap 3.)
I was smiling.
- Repeat step f until firm.

- g. **Stand up.** (Stand up with students.)
Say the whole thing about **I am.** (Tap 4.)
I am standing up.
- **Sit down.** (Sit down with students.)
Say the whole thing about **I was.** (Tap 4.)
I was standing up.
- h. **Are you standing now?** (Tap.) *No.*
- Repeat steps g and h until firm.

EXERCISE 5 STATEMENT CHAIN: VEHICLES

- a. **Is a door a vehicle?** (Tap.) *No.*
- **Is a bus a vehicle?** (Tap.) *Yes.*
 - **Yes, a bus is a vehicle.**
Say the whole thing. (Tap 5.) *A bus is a vehicle.*
- Repeat step a until firm.

- b. Is a coat a vehicle? (Tap.) *No.*
Say the whole thing. (Tap 6.) *A coat is not a vehicle.*
- Are doors vehicles? (Tap.) *No.*
Say the whole thing. (Tap 4.) *Doors are not vehicles.*
 - Are boats vehicles? (Tap.) *Yes.*
Say the whole thing. (Tap 3.) *Boats are vehicles.*

Repeat step b until firm.



- c. (Point to picture.) Are these vehicles? (Tap.) *Yes.*
Say the whole thing. (Tap 3.) *These are vehicles.*
- d. (Point to car.) Is this a vehicle? (Tap.) *Yes.*
Say the whole thing. (Tap 4.) *This is a vehicle.*
- Is this vehicle a bus or a car? (Tap 2.) *A car.*
 - Yes, this vehicle is a car.
Say the whole thing about this vehicle.
(Tap 5.) *This vehicle is a car.*

Repeat steps c and d until firm.

- e. (Point to motorcycle.) What kind of vehicle is this? (Tap 2.) *A motorcycle.*
- Yes, this vehicle is a motorcycle.
Say the whole thing about this vehicle. (Tap 5.)
This vehicle is a motorcycle.
 - (Point to bus.) What kind of vehicle is this?
(Tap 2.) *A bus.*
Say the whole thing about this vehicle. (Tap 5.)
This vehicle is a bus.

Repeat step e until firm.

- f. (Point to bicycle.) What kind of vehicle is this?
(Tap 2.) *A bicycle.*
- Yes, this vehicle is a bicycle.
Say the whole thing. (Tap 5.) *This vehicle is a bicycle.*
 - (Point to boat.) What kind of vehicle is this?
(Tap 2.) *A boat.*
Say the whole thing. (Tap 5.) *This vehicle is a boat.*

Repeat step f until firm.

- g. (Point to car.) Is this vehicle a boat? (Tap.) *No.*
Say the whole thing. (Tap 6.) *This vehicle is not a boat.*
- (Point to bicycle.) Is this vehicle a car?
(Tap.) *No.*
Say the whole thing about this vehicle. (Tap 6.)
This vehicle is not a car.
 - What kind of vehicle is this? (Tap 2.) *A bicycle.*
Say the whole thing. (Tap 5.) *This vehicle is a bicycle.*

Repeat step g until firm.

- h. (Point to boat.) What kind of vehicle is this?
(Tap 2.) *A boat.*
Say the whole thing about this vehicle. (Tap 5.)
This vehicle is a boat.
- i. (Point to bus and bicycle.) Are these vehicles boats? (Tap.) *No.*
- My turn to say the whole thing about these vehicles: These vehicles are not boats.
Say the whole thing about these vehicles.
(Tap 5.) *These vehicles are not boats.*

Repeat steps h and i until firm.

INDIVIDUAL TURNS

(Call on individual students to do one of the following tasks:)

- (Point to motorcycle.) What kind of vehicle is this? *A motorcycle.*
Say the whole thing about this vehicle.
This vehicle is a motorcycle.
- (Point to bicycle.) Is this vehicle a car? *No.*
Say the whole thing about this vehicle.
This vehicle is not a car.
- (Point to bus and car.) Are these vehicles boats? *No.*
Say the whole thing about these vehicles.
These vehicles are not boats.
- (Point to bus.) Is this a car? *No.*
Say the whole thing. *This is not a car.*
What kind of vehicle is this? *A bus.*
Say the whole thing. *This vehicle is a bus.*

Lesson 10

EXERCISE 6

GREETINGS

6



a. My turn: Go.

- Say go. (Tap.) Go.

Repeat step a until firm.

b. Say going. (Tap.) Going.

Repeat step b until firm.

c. Say: How is it going? (Tap 4.) How is it going?

Repeat step c until firm.

d. (Point to **How are you?**) My turn: How are you?

- (Point to **Not good.**) Not good.

e. (Point to **How are you?**) Your turn: How are you?

(Point to **Not good.**) (Tap 2.) Not good.

- (Point to **How are you?**) How are you?
(Point to **Okay.**) (Tap.) Okay.
- (Point to **How are you?**) How are you?
(Point to **Fine.**) (Tap.) Fine.
- (Point to **How are you?**) How are you?
(Point to **Not good.**) (Tap 2.) Not good.
- (Point to **How are you?**) How are you?
(Point to **Good.**) (Tap.) Good.

Repeat step e until firm.

f. (Point to **How are you doing?**) I say: How are you doing?

What do I say? (Tap 4.) How are you doing?

(Point to **Good.**) What do you say? (Tap.) Good.

- (Point to **How are you doing?**) How are you doing?
(Point to **Fine.**) (Tap.) Fine.

Repeat step f until firm.

g. (Point to **How are you doing?**) How are you doing?

(Point to **Good.**) (Tap.) Good.

- (Point to **How are you doing?**) How are you doing?

(Point to **Fine.**) (Tap.) Fine.

- (Point to **How are you doing?**) How are you doing?

(Point to **Okay.**) (Tap.) Okay.

- (Point to **How are you doing?**) How are you doing?

(Point to **Not good.**) (Tap 2.) Not good.

Repeat step g until firm.

h. You say: How are you doing?

What do you say? (Tap 4.) How are you doing?

- (Point to **How are you doing?**) Say it.
(Tap 4.) How are you doing?

(Point to **Good.**) (Smile and say:) Good.

- (Point to **How are you doing?**) Say it.
(Tap 4.) How are you doing?

(Point to **Not good.**) (Frown and say:)

Not good.

- (Point to **How are you doing?**) Say it.
(Tap 4.) How are you doing?

(Point to **Okay.**) (Straight face and say:) Okay.

Repeat step h until firm.

i. (Point to **How are you?**) You say: How are you?

Say it. (Tap 3.) How are you?

(Point to **Fine.**) (Smile and say:) Fine.

- (Point to **How are you?**) Say it. (Tap 3.)
How are you?

(Point to **Good.**) (Smile and say:) Good.

Repeat step i until firm.

j. (Point to **How is it going?**) You say: How is it going?

Say: How is it going? (Tap 4.) How is it going?

(Point to **Good.**) (Smile and say:) Good.

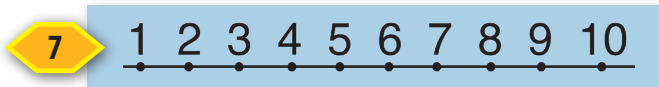
- (Point to **How is it going?**) Say it. (Tap 4.)
How is it going?

(Point to **Not good.**) (Frown and say:)

Not good.

Repeat step j until firm.

EXERCISE 7 THIS NUMBER IS



- a. (Point to 9.) Your turn: What number is this? (Tap.) 9.
Say the whole thing about this number. (Tap 4.) *This number is nine.*
 - b. (Point to 3.) Is this a number? (Tap.) Yes.
• What number is this? (Tap.) 3.
Say the whole thing about this number. (Tap 4.) *This number is three.*
 - c. (Point to 7.) Is this a number? (Tap.) Yes.
• What number is this? (Tap.) 7.
Say the whole thing. (Tap 4.) *This number is seven.*
- Repeat steps a through c until firm.
- d. Your turn: Tell me to touch 4. (Tap.) *Touch four.* (Touch 4 and keep touching.)
• What am I doing? (Tap 2.) *Touching four.*
Say the whole thing. (Tap 4.) *You are touching four.*
 - e. (Touch 7 and keep touching.) What am I touching? (Tap.) 7.
Say the whole thing. (Tap 4.) *You are touching seven.*
- Repeat steps d and e until firm.
- f. Tell me to raise two hands. (Tap 3.) *Raise two hands.* (Raise.)
 - g. Tell me to touch three numbers. (Tap 3.) *Touch three numbers.* (Touch 7, 8, 9.)
• How many numbers am I touching? (Tap.) 3.
• Yes, I am touching three numbers.
Say the whole thing. (Tap 5.) *You are touching three numbers.*
- Repeat steps f and g until firm.
- h. Tell me to touch one number. (Tap 3.) *Touch one number.* (Touch 7.)
• How many numbers am I touching? (Tap.) One.
Say the whole thing about what I am doing. (Tap 5.) *You are touching one number.*
• What number am I touching? (Tap.) 7.
- Repeat step h until firm.

EXERCISE 8 THE IS ING THE

8



- a. (Point to picture.) My turn: What is the man riding? A motorcycle.
• Who is riding a motorcycle? The man.
- b. Your turn: What is the man riding? (Tap 2.) *A motorcycle.*
• What is the man doing? (Tap 3.) *Riding a motorcycle.*
• Who is riding a motorcycle? (Tap 2.) *The man.*
Say the whole thing. (Tap 6.) *The man is riding a motorcycle.*
• Is the man learning to ride a motorcycle? (Tap.) *No.*
- Repeat step b until firm.
- c. (Point to boy.) What is the boy doing? (Tap 3.) *Riding a bicycle.*
• Is the boy learning to ride a bicycle? (Tap.) *No.*
• Who is learning to ride a bicycle? (Tap 2.) *The girl.*
Say the whole thing. (Tap 8.) *The girl is learning to ride a bicycle.*
- Repeat step c until firm.
- d. My turn: What is the girl learning? To ride a bicycle.
• Your turn: What is the girl learning? (Tap 4.) *To ride a bicycle.*
• Yes, the girl is learning to ride a bicycle.
Say the whole thing. (Tap 8.) *The girl is learning to ride a bicycle.*
- Repeat step d until firm.

Lesson 10

e. Who is teaching the girl to ride a bicycle? (Tap 2.) *The woman.*

- Yes, the woman is teaching the girl. Say the whole thing. (Tap 6.) *The woman is teaching the girl.*

Repeat step e until firm.

f. Is the woman teaching the man? (Tap.) *No.*

- Who is the woman teaching? (Tap 2.) *The girl.*
- Who is learning to ride a bicycle? (Tap 2.) *The girl.*

Say the whole thing about what the girl is doing. (Tap 8.) *The girl is learning to ride a bicycle.*

Repeat step f until firm.

g. Who is teaching the girl? (Tap 2.) *The woman.*

Say the whole thing. (Tap 6.) *The woman is teaching the girl.*

Repeat step g until firm.

INDIVIDUAL TURNS

(Call on individual students to do one of the following tasks:)

- Who is learning to ride a bicycle? *The girl.* Say the whole thing. *The girl is learning to ride a bicycle.*
- Who is teaching the girl? *The woman.* Say the whole thing. *The woman is teaching the girl.*

c. You eat with a spoon.

- (Point to fork.) *This is not a spoon. This is a fork. Say fork.* (Tap.) *Fork.*

Repeat step c until firm.

d. (Point to fork.) *What is this?* (Tap 2.) *A fork.*

Say the whole thing. (Tap 4.) *This is a fork.*

Repeat step d until firm.

e. (Point to spoon.) *This is a spoon.*

- (Point to fork.) *This is a fork.*

f. Your turn to say the names.

- (Touch fork.) (Tap.) *Fork.*
- (Touch spoon.) (Tap.) *Spoon.*

Repeat steps e and f until firm.

g. You eat with a spoon and a fork.

- Do you eat with a spoon? (Tap.) *Yes.*
 - Do you eat with a fork? (Tap.) *Yes.*
- Yes, you eat with a spoon and a fork.

INDIVIDUAL TURNS

(Call on individual students to do one or both of the following tasks:)

- (Point to fork.) *What is this? A fork.*
- (Point to spoon.) *What is this? A spoon.*

EXERCISE 9

SPOON FORK

9



a. (Point to spoon.) *This is a spoon.*

- Say *poon.* (Tap.) *Poon.*
- Say *sssspoon.* (Tap.) *Sssspoon.*
- Say *spoon.* (Tap.) *Spoon.*

Repeat step a until firm.

b. (Point to spoon.) *What is this?* (Tap 2.) *A spoon.*

Say the whole thing. (Tap 4.) *This is a spoon.*

Repeat step b until firm.

10



a. (Point to girl.) *What is the girl doing?*

(Tap.) *Waving.*

Say the whole thing about the girl. (Tap 4.) *The girl is waving.*

- Is the girl nodding? (Tap.) *No.*

Say the whole thing about the girl. (Tap 5.) *The girl is not nodding.*

- Is the girl clapping? (Tap.) *No.*

Say the whole thing. (Tap 5.) *The girl is not clapping.*

Repeat step a until firm.

- b. Your turn: Clap. ✓
- Keep clapping. What are you doing? (Tap.) *Clapping.*
Say the whole thing. (Tap 3.) *I am clapping.*
- Repeat step b until firm.

- c. Tell me to clap. (Tap.) *Clap.* (Clap and keep clapping.)
- Am I waving? (Tap.) *No.*
 - Say: You are not waving. (Tap 4.) *You are not waving.*
- d. Am I waving? (Tap.) *No.*
Say the whole thing. (Tap 4.) *You are not waving.*
- Am I clapping? (Tap.) *Yes.*
Say the whole thing. (Tap 3.) *You are clapping.*
 - Am I eating? (Tap.) *No.*
Say the whole thing. (Tap 4.) *You are not eating.*
- Repeat steps c and d until firm.

EXERCISE 11

START WITH 
AND COUNT TO 

11

1 2 3 4 5 6 7 8 9 10

- a. Say: Start with 3. (Tap 3.) *Start with 3.*
Repeat step a until firm.
- b. Say: Count to 8. (Tap 3.) *Count to 8.*
Repeat step b until firm.
- c. Say: And count to 8. (Tap 4.) *And count to 8.*
Repeat step c until firm.
- d. Say: Start with 3 and count to 8. (Tap 7.)
Start with 3 and count to 8.
Repeat step d until firm.
- e. (Point to numbers.) What are these? (Tap.)
Numbers.
- Yes, these are numbers.
Say the whole thing. (Tap 3.) *These are numbers.*

- f. Your turn: Start with 1 and say these numbers.
(Touch numbers as students count:) *1, 2, 3, 4, 5, 6, 7, 8, 9, 10.*
- (Point to 7.) What number is this? (Tap.) *7.*
 - (Point to 9.) What number is this? (Tap.) *9.*
- Repeat steps e and f until firm.

- g. Everybody, tell me to count to 8. (Tap 3.) *Count to 8.* *1, 2, 3, 4, 5, 6, 7, 8.*
- What did I count to? (Tap.) *8.*
- h. Everybody, count to 8. (Tap 8.)
1, 2, 3, 4, 5, 6, 7, 8.
- Repeat steps g and h until firm.

- i. Tell me to start with 4 and count to 9. (Tap 7.)
Start with 4 and count to 9. *4, 5, 6, 7, 8, 9.*
- What did I count to? (Tap.) *9.*
- Repeat step i until firm.

- j. Your turn: Start with 4 and count to 9.
(Tap 6.) *4, 5, 6, 7, 8, 9.*
- Your turn: Start with 7 and count to 10.
(Tap 4.) *7, 8, 9, 10.*
- Repeat step j until firm.

- k. Listen to me count: 3, 4, 5, 6, 7.
- Again: 3, 4, 5, 6, 7.
 - What number did I start with? (Tap.) *3.*
- Repeat step k until firm.

- l. Tell me to start with 5 and count to 8. (Tap 7.)
Start with 5 and count to 8. *5, 6, 7, 8.*
- What number did I start with? (Tap.) *5.*
 - What number did I count to? (Tap.) *8.*
- Repeat step l until firm.

- m. Tell me to start with 2 and count to 6. (Tap 7.)
Start with 2 and count to 6. *2, 3, 4, 5, 6.*
- What number did I start with? (Tap.) *2.*
 - What number did I count to? (Tap.) *6.*
- Repeat step m until firm.

Lesson 10

EXERCISE 12

OBJECT REVIEW



12

- a. (Point to coat.) *Is this a door or a coat?* (Tap 2.) *A coat.*
Say the whole thing. (Tap 4.) *This is a coat.*
- b. (Point to house.) *Is this a coat?* (Tap.) *No.*
Say the whole thing. (Tap 5.) *This is not a coat.*
- *Is this a house?* (Tap.) *Yes.*
Say the whole thing. (Tap 4.) *This is a house.*
- Repeat steps a and b until firm.
- c. (Point to coat.) *Is this a house?* (Tap.) *No.*
- *Is this a door?* (Tap.) *No.*
Say the whole thing. (Tap 5.) *This is not a door.*
 - *Is this a coat?* (Tap.) *Yes.*
Say the whole thing. (Tap 4.) *This is a coat.*
- d. (Point to door.) *Is this a coat?* (Tap.) *No.*
What is this? (Tap 2.) *A door.*
- (Point to coat.) *What is this?* (Tap 2.) *A coat.*
 - (Point to house.) *What is this?* (Tap 2.) *A house.*
- Repeat steps c and d until firm.
- e. (Point to coat.) *Is this a door?* (Tap.) *No.*
Say the whole thing. (Tap 5.) *This is not a door.*
- f. (Point to door.) *Is this a door?* (Tap.) *Yes.*
Say the whole thing. (Tap 4.) *This is a door.*
- (Point to spoon.) *Is this a door?* (Tap.) *No.*
 - *Is this a spoon?* (Tap.) *Yes.*
Say the whole thing. (Tap 4.) *This is a spoon.*
 - (Point to fork.) *Is this a fork?* (Tap.) *Yes.*
Say the whole thing. (Tap 4.) *This is a fork.*
- Repeat steps e and f until firm.
- g. (Point to pictures.) *I'm going to touch these things. Tell me what I touch.*
- h. (Touch coat.) *What am I touching?* (Tap 2.)
A coat.
Say the whole thing about what I am touching. (Tap 5.) *You are touching a coat.*

- (Touch house.) *What am I touching?* (Tap 2.)
A house.
Say the whole thing about what I am touching. (Tap 5.) *You are touching a house.*
- (Touch door.) *What am I touching?* (Tap 2.)
A door.
Say the whole thing about what I am touching. (Tap 5.) *You are touching a door.*

Repeat steps g and h until firm.

- i. (Touch spoon.) *What am I touching?* (Tap 2.)
A spoon.
Say the whole thing about what I am touching. (Tap 5.) *You are touching a spoon.*
- (Touch fork.) *What am I touching?* (Tap 2.)
A fork.
Say the whole thing about what I am touching. (Tap 5.) *You are touching a fork.*

Repeat step i until firm.

- j. *Your turn: Touch a shoe.* ✓
• *What are you doing?* (Tap 3.) *Touching a shoe.*
Say the whole thing. (Tap 5.) *I am touching a shoe.*
- k. *Touch a chair.* ✓
• *What are you doing?* (Tap 3.) *Touching a chair.*
Say the whole thing. (Tap 5.) *I am touching a chair.*

Repeat steps j and k until firm.

EXERCISE 13

THESE ARE NOT ■S



13

- a. (Point to 1 boy.) *Is this a boy?* (Tap.) *Yes.*
Say the whole thing. (Tap 4.) *This is a boy.*
- (Point to 1 girl.) *Is this a girl?* (Tap.) *Yes.*
Say the whole thing. (Tap 4.) *This is a girl.*
 - (Point to 2 girls.) *Are these girls?* (Tap.) *Yes.*
Say the whole thing. (Tap 3.) *These are girls.*
- Repeat step a until firm.

EXERCISE 14

■ WAS ■ ING

b. (Point to 2 girls.) My turn: Are these boys? No.

- Say the whole thing: These are not boys.

c. (Point to 2 girls.) Your turn: Are these boys? (Tap.) No.

Say the whole thing. (Tap 4.) *These are not boys.*

- Are these girls? (Tap.) Yes.
Say the whole thing. (Tap 3.) *These are girls.*
- Are these pencils? (Tap.) No.
Say the whole thing. (Tap 4.) *These are not pencils.*

Repeat step c until firm.

d. (Point to 2 boys.) Are these boys? (Tap.) Yes.
Say the whole thing. (Tap 3.) *These are boys.*

- Are these girls? (Tap.) No.
Say the whole thing. (Tap 4.) *These are not girls.*

e. (Point to 1 girl.) Is this a girl? (Tap.) Yes.
Say the whole thing. (Tap 4.) *This is a girl.*

- Is this a boy? (Tap.) No.
Say the whole thing. (Tap 5.) *This is not a boy.*

Repeat steps d and e until firm.

INDIVIDUAL TURNS

(Call on individual students to do one of the following tasks:)

- (Point to 2 girls.) Are these boys? No.
Say the whole thing. *These are not boys.*
- (Point to 2 girls.) Are these girls? Yes.
Say the whole thing. *These are girls.*
Are these pencils? No.
Say the whole thing. *These are not pencils.*
- (Point to 2 boys.) Are these boys? Yes.
Say the whole thing. *These are boys.*
Are these girls? No.
Say the whole thing. *These are not girls.*
- (Point to 1 girl.) Is this a girl? Yes.
Say the whole thing. *This is a girl.*
Is this a boy? No.
Say the whole thing. *This is not a boy.*

a. (Call on a student.) Clap.

- (Prompt student to keep clapping.)
- Is [student's name] clapping? (Tap.) Yes.

b. (Prompt student to stop clapping.)

- Is [student's name] clapping? (Tap.) No.
- Was [student's name] clapping? (Tap.) Yes.
Say the whole thing. (Tap 3.) *[Student's name] was clapping.*

Repeat steps a and b until firm.

c. (Call on another student.) Wave.

- (Prompt student to keep waving.)
- Is [student's name] waving? (Tap.) Yes.
Say the whole thing. (Tap 3.) *[Student's name] is waving.*

d. Stop. ✓

- Is [student's name] waving? (Tap.) No.
- Was [student's name] waving? (Tap.) Yes.
Say the whole thing. (Tap.) *[Student's name] was waving.*

Repeat steps c and d until firm.

e. Was [student's name] sleeping? (Tap.) No.

- [Student's name] was not sleeping.
Say the whole thing. (Tap 4.) *[Student's name] was not sleeping.*
- Was [student's name] nodding? (Tap.) No.
Say the whole thing. (Tap 4.) *[Student's name] was not nodding.*
- Was [student's name] eating? (Tap.) No.
Say the whole thing. (Tap 4.) *[Student's name] was not eating.*

Repeat step e until firm.

Lesson 10

EXERCISE 15

THESE ■ ARE ■ ING

- a. Say: These boys are waving. (Tap 4.) *These boys are waving.*
 - Say: These girls are walking. (Tap 4.) *These girls are walking.*
 - Say: These dogs are eating. (Tap 4.) *These dogs are eating.*
 - Say: These horses are sleeping. (Tap 4.) *These horses are sleeping.*
- b. Say: These students are sitting. (Tap 4.) *These students are sitting.*
 - What are these students doing? (Tap.) *Sitting.* Say the whole thing about these students. (Tap 4.) *These students are sitting.*

Repeat steps a and b until firm.

15



- c. (Point to 1 girl.) What is this girl doing? (Tap.) *Eating.* Say the whole thing. (Tap 4.) *This girl is eating.*
 - (Point to 2 girls.) What are these girls doing? (Tap.) *Eating.* Say the whole thing. (Tap 4.) *These girls are eating.*
- d. (Point to 1 boy.) What is this boy doing? (Tap.) *Swimming.* Say the whole thing. (Tap 4.) *This boy is swimming.*
 - (Point to 2 boys.) What are these boys doing? (Tap.) *Swimming.* Say the whole thing. (Tap 4.) *These boys are swimming.*

Repeat step d until firm.

- e. (Point to 2 girls.) Are these girls eating? (Tap.) *Yes.* Say the whole thing. (Tap 4.) *These girls are eating.*

- (Point to 1 girl.) Is this girl walking? (Tap.) *No.* Say the whole thing about this girl. (Tap 5.) *This girl is not walking.*
- (Point to 2 boys.) Are these boys swimming? (Tap.) *Yes.* Say the whole thing about these boys. (Tap 4.) *These boys are swimming.*

Repeat step e until firm.

EXERCISE 16 TEACHER-STUDENT REVIEW

16



- a. Are you a student? (Tap.) *Yes.* Say the whole thing. (Tap 4.) *I am a student.*
 - What are you learning? (Tap.) *English.*
- b. Am I a student? (Tap.) *No.* Say the whole thing. (Tap 5.) *You are not a student.*
 - What am I? (Tap 2.) *A teacher.* Say the whole thing. (Tap 4.) *You are a teacher.*
 - What am I teaching? (Tap.) *English.*
- c. (Point to teacher.) *This is a teacher.* What is this? (Tap 2.) *A teacher.*
 - (Point to students.) *What are these?* (Tap.) *Students.* Say the whole thing. (Tap 3.) *These are students.*
- d. The students are learning to count.
 - What are the students learning? (Tap 2.) *To count.* Say the whole thing about what the students are learning. (Tap 6.) *The students are learning to count.*
- e. How many students are learning to count? (Tap.) *Three.*
 - Yes, three students are learning to count. Say the whole thing about three students. (Tap 6.) *Three students are learning to count.*

Repeat step e until firm.

Exercise 2



Exercise 3



Exercise 5



Exercise 6



How are you?

Good.



How are you doing?

Fine.



How is it going?

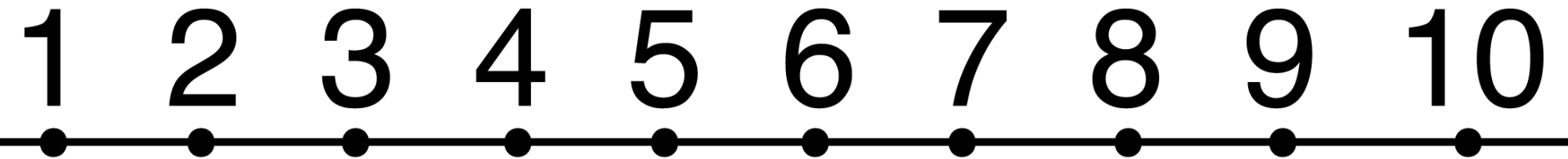
Okay.



Not good.



*E*xercise 7



Exercise 8



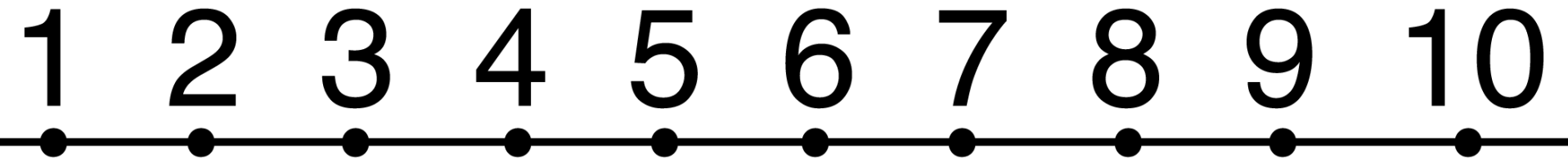
*E*xercise 9



Exercise 10



*E*xercise 11



Exercise 12



Exercise 13



Exercise 15



Exercise 16

